

## Brochure 2026

### MED SAVE and MEDLAB SAVE Medical and Scientific Cabinets

ENGLISH





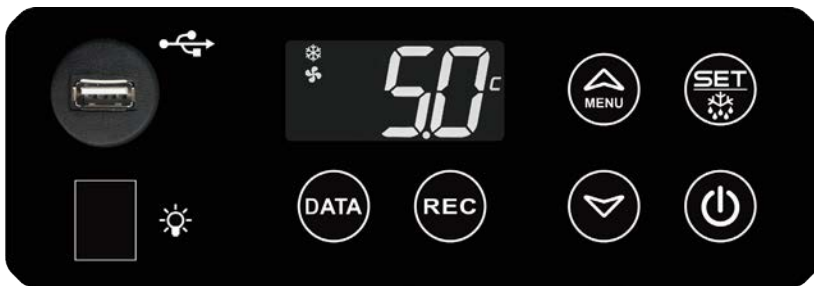
# Contents

MED SAVE control unit LED numerical display	4
MED SAVE Medical Cupboards	5
MED SAVE Medical Cupboards - factory mounted accessories	12
MED SAVE freezer	13
MED SAVE freezer - factory mounted accessories	13
MEDLAB Spark-proof Laboratory Refrigeration Equipment	14
MEDLAB Spark-proof Laboratory Refrigeration Equipment - factory mounted accessories	20
MED ambient storage cupboards and refrigerated cupboard combinations	21
MED SAVE cupboard combinations	22
MED SAVE ambient storage cupboards and refrigerated cupboard combinations - factory mounted accessories	23
MED and MEDLAB accessory locks	24
Additional NTC probe and RJ45 cabel (accessory)	26
Wall mounting (80 and 120)	28
Installation under table top and furniture mounting	29
Sales and delivery conditions	30
Notes	31



MED 200 GD

## MED SAVE control unit LED numerical display



All cabinet models feature a clear and easy-to-use MED SAVE control unit.

All main functions can be performed with one push button: checking of the minimum and maximum temperature, continuous on/off recording of temperature, continuous recording of temperature on a USB flash drive.

- Continuous temperature recording
- USB port for data reading
- Big LED number temperature display
- Battery backup for MED SAVE control unit's power failure alarm and temperature recording for 12 hours (with press switch)
- Complies with the requirements DIN 58371 set to storage of red cell preparations
- Temperature monitor during defrost
- Products are available with optional lockable battery backup switch and anti-freeze protection systems (complies with the requirements DIN 58345 set to storage of pharmaceuticals)
- Versatile features and alarms of MED SAVE control unit are displayed on a large LED screen. If necessary, an acoustic alarm will also produce a sound signal. Potential-free alarm information is transferred to real estate supervision via a control unit. All possible alarms are stored in the memory of the control unit with precise time and alarm information.

# MED SAVE Medical Cupboards

Wide range of cabinets and drawer units, especially for the needs of physician's offices, hospitals, and healthcare facilities. Lockable cabinets and drawer cabinets that are easy to clean are the ideal solutions for storing medicines.



MED SAVE 80 with a stand.  
The model in the illustration has the stand (H=120 mm) as an accessory.



MED SAVE 120



MED SAVE 200



MED SAVE 160/160



MED SAVE 320



MED SAVE 80 GD with a stand.  
The model in the illustration has the stand (H=120 mm) as an accessory.



MED SAVE 120 GD



MED SAVE 200 GD



MED SAVE 160/160 GD



MED SAVE 320 GD

# MED SAVE Medical Cupboards

## Features


- Excellent temperature uniformity ( $\pm 1^{\circ}\text{C}$ ) measured according to DIN 58345
- Low noise level, under 45 dB(A)
- Bacteria-free automatic evaporation for condensate water
- Antimicrobial coated door handle and keypad of control unit
- Control unit with clear numeric display for temperature and other functions
- 12-hour battery backup for MED SAVE control unit's power failure alarm and temperature recording
- Real time temperature recording and USB port for data reading
- Key lock on the control unit
- Recording of maximum and minimum temperature
- Visual and audible high/low temperature alarm
- Temperature monitor during defrost
- Door switch for fan control and door open-alarms
- Probe failure alarm
- Readiness for RS485 adapter for computer connection
- Potential free (no voltage) alarm coupling readiness for real estate monitoring
- $\varnothing 8$  mm sleeved access port for additional probe
- 50 ml bottle for a temperature sensor inside the cabinet
- Fan assisted air distribution
- Molded eco-friendly polyurethane insulated frame. The insulation thickness is 50 mm
- External finish has a white polyester coated sheet steel
- Interior finish in white vacuum foamed polystyrene and white polyester coated sheet steel
- Glass shelves which are adjustable in increments of 36 mm. The door has easily removable door shelves (not in models 320 and GD)
- Abloy lock is placed in front panel for easy maintenance (Abloy Sentry key)
- The self-closing door has a sturdy molded handle, magnetic seal, and durable hinges. The door remains open at a 90 degree angle
- Automatic defrost
- Efficient, environmental friendly, energy saving R600a or R290
- Electrical supply 230V / 50 Hz



MED SAVE 120 with glass shelves



MED SAVE 120 with drawers



50 ml bottle for a temperature sensor inside the cabinet

## Accessories

- Plastic drawer with dividers
- Stainless steel shelves
- Different glass shelf sizes
- Internal LED light (as a standard in GD models)
- Lock alternatives: Assa, iLOQ (Abloy as a standard)
- Note! If a double-door cabinet or two separate cabinets are to be operated with the same Abloy key, choose the accessory KK9023
- Basin H=120 mm
- DIN accessory package :

Lockable battery backup switch and anti-freeze protection (DIN58345 requirement)

# MED SAVE Medical Cupboards

			MED SAVE 80	MED SAVE 80 GD glass door
External dimensions	Width	mm	595	595
Note! **	Depth	mm	500+ 30 (handle)	500 + 30 (handle)
Table top model without stand	Height	mm	750	750
Wall mounting model without stand	Height	mm	750	750
Under counter model with stand	Height	mm	860	860
Internal dimensions	Width	mm	475	475
	Depth	mm	339 / 206	339 / 206
Front / back	Height	mm	470 / 390	470 / 390
Volume (measured on a stainless-steel shelf according to DIN standard)	Net	liters	60	60
Volume	Gross	liters	75	75
Inner surfaces			PS polystyrene	PS polystyrene
Weight	Net	kg	47	49
Package weight	Gross	kg	50	52
Package size	Width	mm	680	680
	Depth	mm	600	600
	Height	mm	920	920
Sound level measured at the distance of 1m and from the height of 1.6 m		dB	40	41
Ambient temperature		°C	+5...+32	+5...+32
Operating temperature		°C	+2...+15	+2...+15
Temperature accuracy		°C	DIN58345	DIN58345
Refrigerant	R600a	g	42	42
Connection Power		W	50	62
Fuse	Slow	A	10	10
Voltage		V	230/50 Hz	230/50 Hz
Defrost (automatic)			Electric	Electric
Energy consumption (GD LED light OFF/ON)		kWh/d	0,9	0,95/1,3
<b>SHELVES AND DRAWERS:</b>				
Glass shelf 1/2 : width 475 mm, depth 175 mm (amount standard/maximum)		pcs	2/3	2/3
Door shelf: width 425 mm, depth 90 mm (amount standard/maximum) *		pcs	2	-
OR				
Full depth 1/1 glass shelf: width 475 mm, depth 260 mm (amount standard/maximum)		pcs	2/3	2/3
OR				
Stainless steel shelf : width 475 mm, depth 325 mm (amount standard/maximum)		pcs	2/3	2/3
OR				
Drawers: width 460 mm, depth 253 mm (amount standard/maximum) *		pcs	2/3	2/3
Standard model 1/2 glass shelves + door shelves				N/A
Wall mounting model (includes wall mounting stand) 1/2 glass shelves + door shelves				N/A
Standard model 1/1 glass shelves or stainless steel shelves or drawers				
Wall mounting model (includes wall mounting stand) 1/1 glass shelves or stainless steel shelves or drawers				

Note! Standard model can be located onto floor, on/under the table level and onto furniture. Stand height 120 mm is an accessory.

Ensure that there is sufficient air circulation around the device so that condensate air can freely enter the environment. See the end of the specifications for more information.

\* Door shelf/drawer combination is not available in the refrigerator, and door shelves are only available with 1/2 glass shelf and a solid panel door.



# MED SAVE Medical Cupboards

			MED SAVE 120	MED SAVE 120 GD glass door
External dimensions	Width	mm	595	595
Note! **	Depth	mm	500+ 30 (handle)	500 + 30 (handle)
	Height	mm	860	860
Internal dimensions	Width	mm	475	475
	Depth	mm	339 / 206	339 / 206
Front / back	Height	mm	580 / 500	580 / 500
Volume (measured on a stainless-steel shelf according to DIN standard)	Netto	liters	83	83
Volume	Brutto	liters	100	100
Inner surfaces			PS polystyrene	PS polystyrene
Weight	Net	kg	54	54
Package weight	Gross	kg	58	58
Package size	Width	mm	680	680
	Depth	mm	600	600
	Height	mm	1070	1070
Sound level measured at the distance of 1m and from the height of 1.6 m		dB	41	42
Ambient temperature		°C	+5...+32	+5...+32
Operating temperature		°C	+2...+15	+2...+15
Temperature accuracy		°C	DIN58345	DIN58345
Refrigerant	R600a	g	50	50
Connection Power		W	50	50
Fuse	Slow	A	10	10
Voltage		V	230/50 Hz	230/50 Hz
Defrost (automatic)			Electric	Electric
Energy consumption (GD LED light OFF/ON)		kWh/d	1	1,1/1,37
<b>SHELVES AND DRAWERS:</b>				
Glass shelf 1/2 : width 475 mm, depth 175 mm (amount standard/maximum)		pcs	3/4	3/4
Door shelf: width 425 mm, depth 90 mm (amount standard/maximum) *		pcs	3	-
OR				
Full depth 1/1 glass shelf: width 475 mm, depth 260 mm (amount standard/maximum)		pcs	3/4	3/4
OR				
Stainless steel shelf : width 475 mm, depth 325 mm (amount standard/maximum)		pcs	3/4	3/4
OR				
Drawers: width 460 mm, depth 253 mm (amount standard/maximum) *		pcs	3/4	3/4
Standard model, 1/2 glass shelves + door shelves				N/A
Wall mounting model, 1/2 glass shelves + door shelves				N/A
Standard model, 1/1 glass shelves or stainless steel shelves or drawers				
Wall mounting model, 1/1 glass shelves or stainless steel shelves or drawers				

Ensure that there is sufficient air circulation around the device so that condensate air can freely enter the environment. See the end of the specifications for more information.

\* Door shelf/drawer combination is not available in the refrigerator, and door shelves are only available with 1/2 glass shelf and a solid panel door.

\*\* Depth measurement 500 includes space for condensation



# MED SAVE Medical Cupboards

			MED SAVE 200	MED SAVE 200 GD glass door
External dimensions	Width	mm	595	595
Note! **	Depth	mm	500+ 30 (handle)	500 + 30 (handle)
	Height	mm	1325	1325
Internal dimensions	Width	mm	475	475
	Depth	mm	339 / 206	339 / 206
Front / back	Height	mm	1045 / 965	1045 / 965
Volume (measured on a stainless-steel shelf according to DIN standard)	Net	liters	150	150
Volume	Gross	liters	176	176
Inner surfaces			PS polystyrene	PS polystyrene
Weight	Net	kg	69	69
Package weight	Gross	kg	74	74
Package size	Width	mm	680	680
	Depth	mm	600	600
	Height	mm	1470	1470
Sound level measured at the distance of 1m and from the height of 1.6 m		dB	42	43
Ambient temperature		°C	+5...+32	+5...+32
Operating temperature		°C	+2...+15	+2...+15
Temperature accuracy		°C	DIN58345	DIN58345
Refrigerant	R600a	g	55	55
Connection Power		W	50	50
Fuse	Slow	A	10	10
Voltage		V	230/50 Hz	230/50 Hz
Defrost (automatic)			Electric	Electric
Energy consumption (GD LED light OFF/ON)		kWh/d	0,74	0,9/1,25
<b>SHELVES AND DRAWERS:</b>				
Glass shelf 1/2 : width 475 mm, depth 175 mm (amount standard/maximum)		pcs	5/8	5/8
Door shelf: width 425 mm, depth 90 mm (amount standard/maximum) *		pcs	5	-
OR				
Full depth 1/1 glass shelf: width 475 mm, depth 260 mm (amount standard/maximum)		pcs	5/8	5/8
OR				
Stainless steel shelf : depth 475 mm, depth 325 mm (amount standard/maximum)		pcs	5/8	5/8
OR				
Drawers: width 460 mm, depth 253 mm (amount standard/maximum) ****		pcs	5/8	5/8
1/2 glass shelves + door shelves				N/A
1/1 glass shelves or stainless steel shelves or drawers				

Ensure that there is sufficient air circulation around the device so that condensate air can freely enter the environment. See the end of the specifications for more information.

\* Door shelf/drawer combination is not available in the refrigerator, and door shelves are only available with 1/2 glass shelf and a solid panel door.

\*\* Depth measurement 500 includes space for condensation



# MED SAVE Medical Cupboards

			MED SAVE 160/160		MED SAVE 160/160 GD glass door	
			UPPER	LOWER	UPPER	LOWER
External dimensions	Width	mm	595		595	
Note! **	Depth	mm	500 + 30 (handle)		500 + 30 (handle)	
	Height	mm	2030		2030	
Sisämitat	Width	mm	475		475	
	Depth	mm	339	339 / 206	339	339 / 206
Front / back	Height	mm	815	896 / 816	815	896 / 816
Volume (measured on a stainless-steel shelf according to DIN standard)	Net	liters	117	115	117	115
Volume	Gross	liters	143	141	143	141
Inner surfaces			PS polystyrene		PS polystyrene	
Weight	Net	kg	108		108	
Package weight	Gross	kg	109		109	
Package size	Width	mm	680		680	
	Depth	mm	600		600	
	Height	mm	2170		2170	
Sound level measured at the distance of 1m and from the height of 1.6 m		dB	43		44	
Ambient temperature		°C	+5...+32		+5...+32	
Operating temperature		°C	+2...+15	+2...+15	+2...+15	+2...+15
Temperature accuracy			DIN58345		DIN58345	
Refrigerant	R600a	g	2 x 50		2 x 50	
Connection Power		W	100		100	
Fuse	Slow	A	10		10	
Voltage		V	230/50 Hz		230/50 Hz	
Defrost (automatic)			Electric		Electric	
Energy consumption (GD LED light OFF/ON)		kWh/d	1,95		2,1/2,7	
<b>SHELVES AND DRAWERS:</b>						
Glass shelf 1/2 : width 475 mm, depth 175 mm (amount standard/maximum)		pcs	4/6	4/6	4/6	4/6
Door shelf: width 425 mm, depth 90 mm (amount standard/maximum) *		pcs	4	4	-	-
OR						
Full depth 1/1 glass shelf: width 475 mm, depth 260 mm (amount standard/maximum)		pcs	4/6	4/6	4/6	4/6
OR						
Stainless steel shelf : depth 475 mm, depth 325 mm (amount standard/maximum)		pcs	4/6	4/6	4/6	4/6
OR						
Drawers: width 460 mm, depth 253 mm (amount standard/maximum) ***		pcs	2/4 ***	4/6	2/4 ***	4/6
<b>1/2 glass shelves + door shelves</b>						
					N/A	
<b>1/1 glass shelves or stainless steel shelves or drawers</b>						

Ensure that there is sufficient air circulation around the device so that condensate air can freely enter the environment. See the end of the specifications for more information.

\* Door shelf/drawer combination is not available in the refrigerator, and door shelves are only available with 1/2 glass shelf and a solid panel door.

\*\* Depth measurement 500 includes space for condensation

\*\*\* 160/160 top: 2 glass shelves (width 470 mm, depth 254 mm) are always supplied with drawers as standard



# MED SAVE Medical Cupboards





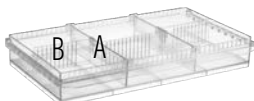





			MED SAVE 320	MED SAVE 320 GD glass door
External dimensions	Width	mm	595	595
Note! **	Depth	mm	500 + 30 (handle)	500 + 30 (handle)
	Height	mm	2030	2030
Internal dimensions	Width	mm	475	475
	Depth	mm	340 (206 front)	340 (206 front)
Front / back	Height	mm	1600 / 1520	1600 / 1520
Volume (measured on a stainless-steel shelf according to DIN standard)	Net	liters	227	227
Volume	Gross	liters	256	256
Inner surfaces			PS polystyrene	PS polystyrene
Weight	Net	kg	108	108
Package weight	Gross	kg	109	109
Package size	Width	mm	680	680
	Depth	mm	600	600
	Height	mm	2170	2170
Sound level measured at the distance of 1m and from the height of 1.6 m		dB	43	43
Ambient temperature		°C	+5...+32	+5...+32
Operating temperature		°C	+2...+15	+2...+15
Temperature accuracy			DIN58345	DIN58345
Refrigerant	R290	g	60	60
Connection Power		W	75	75
Fuse	Slow	A	10	10
Voltage		V	230/50 Hz	230/50 Hz
Defrost (automatic)			Off-cycle	Off-cycle
Energy consumption (GD LED light OFF/ON)		kWh/d	0,9	1,2/1,25
<b>SHELVES OR DRAWERS:</b>				
Full depth 1/1 glass shelf: width 475 mm, depth 260 mm (amount standard/maximum)		pcs	6/12	6/12
OR				
Stainless steel shelf : depth 475 mm, depth 325 mm (amount standard/maximum)		pcs	6/12	6/12
OR				
Drawers: width 460 mm, depth 253 mm (amount standard/maximum)		pcs	6/10	6/10
<b>1/1 glass shelves or stainless steel shelves or drawers</b>				

Ensure that there is sufficient air circulation around the device so that condensate air can freely enter the environment. See the end of the specifications for more information.

\*\* Depth measurement 500 includes space for condensation



# MED SAVE Medical Cupboards - factory mounted accessories

	KK9018	GLASS SHELF SMALL SIZE BOTTOM POSITION
GLASS SHELF SMALL SIZE BOTTOM POSITION	KK9014	GLASS SHELF MEDIUM SIZE 1/2 (STANDARD WITH DOOR SHELF, DEPTH 175 MM)
	KK9015	GLASS SHELF FULL SIZE 1/1 (MED WIDTH 475 MM x DEPTH 260 MM)
GLASS SHELF MEDIUM SIZE 1/2 (STANDARD WITH DOOR SHELF)	KK2991	STAINLESS STEEL SHELF (MED WIDTH 475 MM x DEPTH 325 MM)
	KK9010	FLAT BOTTOMED PLASTIC DRAWER + DIVIDERS (INCLUDE 2 PCS KK2371 AND 3 PCS KK2372)
GLASS SHELF FULL SIZE 1/1	KK2371	LONGITUDINAL DIVIDER (A) FOR DRAWER
	KK2372	CROSS DIVIDER (B) FOR DRAWER
STAINLESS STEEL SHELF	KK2373	DIVIDER (C) FOR DOOR SHELF
	KK9053	LED LIGHT (AS A STANDARD IN GD MODELS)
FLAT BOTTOMED PLASTIC DRAWER + DIVIDERS	KK3374	ROLLER WHEEL AT THE BACK SIDE OF THE CABINET (15 MM MORE FOR TOTAL HEIGHT MODELS 80, 120, 200, 160/160)
	KK9035	ROLLER WHEEL AT THE BACK SIDE OF THE CABINET (5 MM MORE FOR TOTAL HEIGHT MODEL 320)
DIVIDER (C) FOR DOOR SHELF	L-KK2677	STAND H=120 MM (MED 80 TOTAL HEIGHT H=860 MM)
	KK9055	DOOR MOUNTED NARCOTIC LOCKER INSTEAD OF TWO DOOR SHELVES, ABLOY LOCK + 2 SENTRY KEYS (WIDTH 440 MM x DEPTH 80 MM x HEIGHT 240 MM)
iLOQ RJ45 CABLE	KK10055	DOOR MOUNTED NARCOTIC LOCKER INSTEAD OF TWO DOOR SHELVES, iLOQ S5 LOCK (WIDTH 440 MM x DEPTH 80 MM x HEIGHT 240 MM)
	KK10056	DOOR MOUNTED NARCOTIC LOCKER INSTEAD OF TWO DOOR SHELVES, iLOQ S10 LOCK (WIDTH 440 MM x DEPTH 80 MM x HEIGHT 240 MM)
STAND H=120 MM	KK9117	NARCOTIC DRAWER, ABLOY LOCK + 2 SENTRY KEYS (WIDTH 435 MM x DEPTH 260 MM x HEIGHT 80 MM)
	KK10060	NARCOTIC DRAWER, iLOQ S5 LOCK (WIDTH 435 MM x DEPTH 260 MM x HEIGHT 80 MM)
LED LIGHT	KK10061	NARCOTIC DRAWER, iLOQ S10 LOCK (WIDTH 435 MM x DEPTH 260 MM x HEIGHT 80 MM)
	KK9059	RJ45 (WHITE, BLUE) CABLE 2.5 METER
NARCOTIC DRAWER	KK9046	CUSTOMER DELIVERED FACTORY MOUNTED PROBE FOR REMOTE MONITORING
	KK9051-1	ANTI-FREEZE FUNCTION
	KK9040	POTENTIAL-FREE ALARM TERMINAL STRIP AND RELAY
	L-OKP043	GROUNDING CABLE (3.0 M) WITH ANGELED SOCKET SSTL NRO 7060292
	KK3021	DOOR OPENING PEDAL
	L-OKP046	TERMINAL BLOCK ON BACK WALL FOR DOOR OPEN/CLOSED STATUS MONITORING
	L-SKK049	50 ML BOTTLE FOR TEMPERATURE SENSOR INSIDE THE CABINET
	L-OKP050	TTL/RS-485 DATA CABEL 0.5 M / DEPARTMENT

NOTE! ACCESSORY LOCKS AT THE END OF THE BROCHURE

# MED SAVE freezer

			SAVE F 120
External dimensions	Width	mm	595
Note! **	Depth	mm	500 + 30 (handle)
	Height	mm	860
	Internal dimensions	Width	mm
	Depth	mm	339 / 206
	Front / back	Height	mm
Volume (measured on a stainless-steel shelf according to DIN standard)	Net	liters	70
Volume	Gross	liters	80
Inner surfaces			PS polystyrene
Weight	Net	kg	69
Package weight	Gross	kg	74
Package size	Width	mm	680
	Depth	mm	600
	Height	mm	1470
Sound level measured at the distance of 1m and from the height of 1.6 m		dB	42
Ambient temperature		°C	+5...+30
Operating temperature		°C	-15...-25
Temperature accuracy		°C	DIN58345
Refrigerant	R290	g	55
Connection Power		W	50
Fuse	Slow	A	10
Voltage		V	230/50 Hz
Defrost (automatic)			Hot gas
Energy consumption (GD LED light OFF/ON)		kWh/d	2,3
SHELVES:			
Stainless steel shelf 1/1 : depth 475 mm, depth 325 mm (amount standard/maximum)		pcs	3/4
OR			
Full depth 1/1 glass shelf: width 475 mm, depth 260 mm (amount standard/maximum)		pcs	3/4
Stainless steel shelf 1/1			
Wall mounting model (includes wall mounting stand), stainless steel shelf 1/1			
Full depth 1/1 glass shelf			
Wall mounting model (includes wall mounting stand), full depth 1/1 glass shelf			

Ensure that there is sufficient air circulation around the device so that condensate air can freely enter the environment. See the end of the specifications for more information.

\*\* Depth measurement 500 includes space for condensation

## MED SAVE freezer - factory mounted accessories

KK9018	GLASS SHELF SMALL SIZE BOTTOM POSITION
KK9015	GLASS SHELF FULL SIZE 1/1 (WIDTH 475 MM x DEPTH 260 MM)
KK9053	LED LIGHT
KK9035	ROLLER WHEEL AT THE BACK SIDE OF THE CABINET (5 MM MORE FOR TOTAL HEIGHT)
KK9059	RJ45 (WHITE, BLUE) CABLE 2.5 METER
KK9046	CUSTOMER DELIVERED FACTORY MOUNTED PROBE FOR REMOTE MONITORING
L-OKP043	GROUNDING CABLE (3.0 M) WITH ANGELED SOCKET SSSL NRO 7060292
KK3021	DOOR OPENING PEDAL
L-OKP046	TERMINAL BLOCK ON BACK WALL FOR DOOR OPEN/CLOSED STATUS MONITORING
L-OKP050	TTU/RS-485 DATA CABEL 0.5 M



# MEDLAB Spark-proof Laboratory Refrigeration Equipment

New energy efficient and environmental friendly MEDLAB range is designed and manufactured for the exacting standards of Biological, Pharmaceutical, Life Sciences and laboratories. Fan assisted air distribution ensures accurate product storage temperatures and product safety is assured by product safety alarm features.



MEDLAB 80 with a stand.  
The model in the illustration has the stand (H=120 mm) as an accessory.



MEDLAB SAVE 200



MEDLAB SAVE 160/160



MEDLAB SAVE 320



MEDLAB 80 GD with a stand.  
The model in the illustration has the stand (H=120 mm) as an accessory.



MEDLAB SAVE 200 GD



MEDLAB SAVE 160/160 GD



MEDLAB SAVE 320 GD

# MEDLAB Spark-proof Laboratory Refrigeration Equipment

## Features

- Excellent temperature uniformity ( $\pm 1^{\circ}\text{C}$ ) measured according to DIN 58345
- Low noise level, under 45 dB(A)
- Bacteria-free automatic evaporation for condensate water
- Antimicrobial coated door handle and keypad of control unit
- Control unit with clear numeric display for temperature and other functions
- Key lock on the control unit
- Recording of maximum and minimum temperature
- Visual and audible high/low temperature alarm
- Door switch for fan control and door open-alarms
- Probe failure alarm
- Readiness for RS485 adapter for computer connection
- $\varnothing$  8 mm sleeved access port for additional probe
- fan assisted air distribution
- Molded eco-friendly polyurethane insulated frame. The insulation thickness is 50 mm.
- External finish has a white polyester coated sheet steel
- Interior finish in stainless steel
- Hot gas evaporation system that evaporates water condensed on the surface of the cold battery
- Shelves which are adjustable in increments of 35 mm
- Abloy lock is placed in front panel for easy maintenance (Abloy Sentry key)
- The self-closing door has a sturdy molded handle, magnetic seal, and durable hinges. The door remains open at a 90 degree angle
- Automatic defrost
- Efficient, environmental friendly, energy saving refrigerant system R600a or R290
- Electrical supply 230V / 50 Hz



MEDLAB SAVE 200

## Accessories

- Plastic drawer with dividers
- LED light (standard in GD models)
- Lock alternatives: Assa, iLOQ (Abloy as a standard)
- Stand h=120 mm
- 50 ml bottle for temperature sensor inside the cabinet
- Anti-freeze protection system
- Potential free (no voltage) alarm coupling readiness for real estate monitoring
- Note! If a double-door cabinet or two separate cabinets are to be operated with the same Abloy key, choose the accessory KK9023

# MEDLAB SAVE Spark-proof Laboratory Refrigeration Equipment

			MEDLAB SAVE 80	MEDLAB SAVE 80 GD glass door
External dimensions	Width	mm	595	595
Note! **	Depth	mm	500 + 30 (handle)	500 + 30 (handle)
Table top model without stand	Height	mm	750	750
Wall mounting model without stand **	Height	mm	750	750
Under counter model with stand **	Height	mm	860	860
Internal dimensions	Width	mm	497	497
	Depth	mm	339 / 206	339 / 206
Front / back	Height	mm	470 / 390	470 / 390
Volume (measured on a stainless-steel shelf according to DIN standard)	Net	liters	60	60
Volume	Gross	liters	75	75
Inner surfaces			Stainless steel	Stainless steel
Weight	Net	kg	49	49
Package weight	Gross	kg	52	52
Package size	Width	mm	680	680
	Depth	mm	600	600
	Height	mm	920	920
Sound level measured at the distance of 1m and from the height of 1.6 m		dB	40	41
Ambient temperature		°C	+5...+32	+5...+32
Operating temperature		°C	+2...+15	+2...+15
Temperature accuracy		°C	DIN58345	DIN58345
Refrigerant	R600a	g	42	42
Connection Power		W	50	62
Fuse	Slow	A	10	10
Voltage		V	230/50 Hz	230/50 Hz
Defrost (automatic)			Electric	Electric
Energy consumption (GD LED light OFF/ON)		kWh/d	0,9	0,95/1,3
<b>SHELVES AND DRAWERS:</b>				
Stainless steel shelf or 1/1 glass shelf, width 495 mm, depth 325 mm (amount standard/maximum)		pcs	2/3	2/3
OR				
Drawers: width 460 mm, depth 253 mm (amount standard/maximum) ****		pcs	2/3	2/3
Standard model, stainless steel shelves				
Wall mounting model (includes wall mounting stand) , stainless steel shelves				
Standard model, drawers				
Wall mounting model (includes wall mounting stand) , drawers				

Note! Standard model can be located onto floor, on/under the table level and onto furniture. Stand 120 mm is an accessory.

Ensure that there is sufficient air circulation around the device so that condensate air can freely enter the environment. See the end of the specifications for more information.

\*\* Depth measurement 500 includes space for condensation



# MEDLAB SAVE Spark-proof Laboratory Refrigeration Equipment

			MEDLAB SAVE 200	MEDLAB SAVE 200 GD glass door
External dimensions	Width	mm	595	595
Note! **	Depth	mm	500 + 30 (handle)	500 + 30 (handle)
	Height	mm	1325	1325
Internal dimensions	Height	mm	497	497
	Height	mm	339/206	339/206
Front / back	Width	mm	1045 / 965	1045 / 965
Volume (measured on a stainless-steel shelf according to DIN standard)	Net	liters	150	150
Volume	Gross	liters	176	176
Inner surfaces			Stainless steel	Stainless steel
Weight	Net	kg	72	72
Package weight	Gross	kg	77	77
Package size	Width	mm	680	680
	Depth	mm	600	600
	Height	mm	1470	1470
Sound level measured at the distance of 1m and from the height of 1.6 m	Depth	dB	42	43
Ambient temperature	Height	°C	+5...+32	+5...+32
Operating temperature		°C	+2...+15	+2...+15
Temperature accuracy		°C	DIN58345	DIN58345
Refrigerant	R600a	g	55	55
Connection Power		W	50	50
Fuse	Slow	A	10	10
Voltage		V	230/50 Hz	230/50 Hz
Defrost (automatic)			Electric	Electric
Energy consumption (GD LED light OFF/ON)		kWh/d	0,74	0,9/1,25
<b>SHELVES AND DRAWERS:</b>				
Stainless steel shelf or 1/1 glass shelf, width 495 mm, depth 325 mm (amount standard/maximum)		pcs	5/8	5/8
OR				
Drawers: width 460 mm, depth 253 mm (amount standard/maximum) *		pcs	5/8	5/8
Stainless steel shelves				
Drawers *				

Ensure that there is sufficient air circulation around the device so that condensate air can freely enter the environment. See the end of the specifications for more information.

\* Door shelf/drawer combination is not available in the refrigerator

\*\* Depth measurement 500 includes space for condensation



# MEDLAB Spark-proof Laboratory Refrigeration Equipment

			MEDLAB 160/160		MEDLAB 160/160 GD glass door	
			UPPER	LOWER	UPPER	LOWER
External dimensions	Width	mm	595		595	
Note! **	Depth	mm	500 + 30 (handle)		500 + 30 (handle)	
	Height	mm	2030		2030	
	Internal dimensions	Width	mm	497		497
	Depth	mm	339	339 / 206	339	339 / 206
Front / back	Height	mm	815	896 / 816	815	896 / 816
Volume (measured on a stainless-steel shelf according to DIN standard)	Net	liters	117	115	117	115
Volume	Gross	liters	143	141	143	141
Inner surfaces			Stainless steel	Stainless steel	Stainless steel	Stainless steel
Weight	Net	kg	109		109	
Package weight	Gross	kg	114		114	
Package size	Width	mm	680		680	
	Depth	mm	600		600	
	Height	mm	2170		2170	
Sound level measured at the distance of 1m and from the height of 1.6 m		dB	43		44	
Ambient temperature		°C	+5...+32		+5...+32	
Operating temperature		°C	+2...+15		+2...+15	
Temperature accuracy			DIN58371		DIN58371	
Refrigerant	R600a	g	2 x 50		2 x 50	
Connection Power		W	100		100	
Fuse	Slow	A	10		10	
Voltage		V	230/50 Hz		230/50 Hz	
Defrost (automatic)			Electric		Electric	
Energy consumption (GD LED light OFF/ON)		kWh/d	1,95		2,1/2,7	
SHELVES AND DRAWERS:						
Stainless steel shelf, width 495 mm, depth 325 mm (amount standard/maximum)		pcs	4/6	4/6	4/6	4/6
OR						
Drawers: width 460 mm, depth 253 mm (amount standard/maximum) ***		pcs	2/4 * ***	4/6	2/4 * ***	4/6
Stainless steel shelf						
Drawers						

Ensure that there is sufficient air circulation around the device so that condensate air can freely enter the environment. See the end of the specifications for more information.

\* Door shelf/drawer combination is not available in the refrigerator

\*\* Depth measurement 500 includes space for condensation

\*\*\* 160/160 top: 2 stainless steel shelves (width 495 mm, depth 325 mm) are always supplied with drawers as standard



# MEDLAB Spark-proof Laboratory Refrigeration Equipment


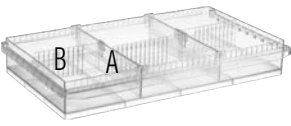






			MEDLAB SAVE 320	MEDLAB SAVE 320 GD glass door
External dimensions	Width	mm	595	595
Note! **	Depth	mm	500 + 30 (handle)	500 + 30 (handle)
	Height	mm	2030	2030
Internal dimensions	Width	mm	497	497
	Depth	mm	340 (206 front)	340 (206 front)
Front / back	Height	mm	1600 / 1520	1600 / 1520
Volume (measured on a stainless-steel shelf according to DIN standard)	Net	liters	225	225
Volume	Gross	liters	252	252
Inner surfaces			Stainless steel	Stainless steel
Weight	Net	kg	109	109
Package weight	Gross	kg	114	114
Package size	Width	mm	680	680
	Depth	mm	600	600
	Height	mm	2170	2170
Sound level measured at the distance of 1m and from the height of 1.6 m		dB	43	43
Ambient temperature		°C	+5...+32	+5...+32
Operating temperature		°C	+2...+15	+2...+15
Temperature accuracy			DIN58345	DIN58345
Refrigerant	R290	g	60	60
Connection Power		W	75	75
Fuse	Slow	A	10	10
Voltage		V	230/50 Hz	230/50 Hz
Defrost (automatic)			Off-cycle	Off-cycle
Energy consumption (GD LED light OFF/ON)		kWh/d	0,9	1,2/1,53
<b>SHELVES OR DRAWERS:</b>				
Stainless steel shelf, width 495 mm, depth 325 mm (amount standard/maximum)		pcs	6/13	6/13
OR				
Drawers: width 460 mm, depth 253 mm (amount standard/maximum)		pcs	6/13	6/13
Stainless steel shelf				
Drawers				

Ensure that there is sufficient air circulation around the device so that condensate air can freely enter the environment. See the end of the specifications for more information.

\*\* Depth measurement 500 includes space for condensation



# MEDLAB Spark-proof Laboratory Refrigeration Equipment - factory mounted accessories

	KK2993	GLASS SHELF FULL SIZE 1/1 (WIDTH 495 MM x DEPTH 315 MM)
GLASS SHELF FULL SIZE 1/1	KK9010	FLAT BOTTOMED PLASTIC DRAWER + DIVIDERS (INCLUDE 2 PCS KK2371 AND 3 PCS KK2372)
	KK2991	STAINLESS STEEL SHELF (WIDTH 495 MM x DEPTH 325 MM)
FLAT BOTTOMED PLASTIC DRAWER + DIVIDERS	KK2371	LONGITUDINAL DIVIDER (A) FOR DRAWER
	KK2372	CROSS DIVIDER (B) FOR DRAWER
STAINLESS STEEL SHELF	KK9110	SHELF BRACKET PAIR FOR SHELVES AND PLASTIC DRAWER
	KK9053	LED LIGHT (AS A STANDARD IN GD MODELS)
iLOQ RJ45 CABLE	KK3374	ROLLER WHEEL AT THE BACK SIDE OF THE CABINET (15 MM MORE FOR TOTAL HEIGHT MODELS 80, 200, 160/160)
	KK9035	ROLLER WHEEL AT THE BACK SIDE OF THE CABINET (5 MM MORE FOR TOTAL HEIGHT MODEL 320)
STAND H=120 MM	L-KK2677	STAND H=120 MM (MED 80 TOTAL HEIGHT H=860 MM)
	KK9055	DOOR MOUNTED NARCOTIC LOCKER INSTEAD OF TWO DOOR SHELVES, ABLOY LOCK + 2 SENTRY KEYS (WIDTH 440 MM x DEPTH 80 MM x HEIGHT 240 MM)
LED LIGHT	KK10055	DOOR MOUNTED NARCOTIC LOCKER INSTEAD OF TWO DOOR SHELVES, iLOQ S5 LOCK (WIDTH 440 MM x DEPTH 80 MM x HEIGHT 240 MM)
	KK10056	DOOR MOUNTED NARCOTIC LOCKER INSTEAD OF TWO DOOR SHELVES, iLOQ S10 LOCK (WIDTH 440 MM x DEPTH 80 MM x HEIGHT 240 MM)
NARCOTIC DRAWER	KK9117	NARCOTIC DRAWER, ABLOY LOCK + 2 SENTRY KEYS (WIDTH 435 MM x DEPTH 260 MM x HEIGHT 80 MM)
	KK10060	NARCOTIC DRAWER, iLOQ S5 LOCK (WIDTH 435 MM x DEPTH 260 MM x HEIGHT 80 MM)
50 ML BOTTLE FOR TEMPERATURE SENSOR	KK10061	NARCOTIC DRAWER, iLOQ S10 LOCK (WIDTH 435 MM x DEPTH 260 MM x HEIGHT 80 MM)
	KK9059	RJ45 (WHITE, BLUE) CABLE 2.5 METER
	KK9046	CUSTOMER DELIVERED FACTORY MOUNTED PROBE FOR REMOTE MONITORING
	KK9051-1	ANTI-FREEZE FUNCTION
	KK9040	POTENTIAL-FREE ALARM TERMINAL STRIP AND RELAY
	L-OKP043	GROUNDING CABLE (3.0 M) WITH ANGELED SOCKET SSTL NRO 7060292
	KK3021	DOOR OPENING PEDAL
	L-OKP046	TERMINAL BLOCK ON BACK WALL FOR DOOR OPEN/CLOSED STATUS MONITORING
	L-OKP050	TTL/RS-485 DATA CABEL 0.5 M / DEPARTMENT

NOTE! ACCESSORY LOCKS AT THE END OF THE BROCHURE

# MED ambient storage cupboards and refrigerated cupboard combinations

Extensive range from counter top models to large upright refrigerators and freezers, for use in general practices to hospitals and operating theatres.

## Features

- Cupboards made of durable and easy to clean melamine board
- Lockable doors with robust steel handle
- Abloy CL103 lock with Sentry key
- Glass shelves
- Door compartments of durable plastic especially dimensioned for storing drugs and medicines
- M1 cupboard equipped with separate narcotics locker and pill dispensing tray
- Narcotics locker which is supplied with a separate lock and keys
- M1 cupboard equipped with LED light automatically operated when the door is opened
- Medicine cupboard can be equipped with optional durable plastic drawers and dividers
- Durable height adjustable stand, height 160 mm

## Optional features

- M1 cupboard can be combined with MED 80 medical refrigerator
- NK2/VL4 cupboard can be either added on top or below the MED 200 refrigerator
- Locks Assa, iLOQ
- LED light
- Transparent plastic drawer with dividers
- Note! If a double-door cabinet or two separate cabinets are to be operated with the same Abloy key, choose the accessory KK9023



M1 + MED SAVE 80

# MED SAVE cupboard combinations

			M1 + MED SAVE 80		M1 + MED SAVE 80 GD	
			M1	MED SAVE 80	M1	MED SAVE 80 GD
External dimensions	Width	mm	595		595	
Note! **	Depth	mm	500 + 30 (handle)		500 + 30 (handle)	
	Height	mm	2000		2000	
Internal dimensions	Width	mm	475	475	475	475
	Depth	mm	429	339 / 206	429	339 / 206
	Height	mm	1064	470 / 390	1064	470 / 390
Volume	Net	litres	166	60	166	60
Volume	Gross	litres	207	75	207	75
Weight	Net	kg	105		107	
Package weight	Gross	kg	110		112	
Package size	Width		680		680	
	Depth		600		600	
	Height		2170		2170	
Ambient temperature	°C		-	+5...+32	-	+5...+32
Operating temperature	°C		-	+2...+15	-	+2...+15
Temperature accuracy			-	DIN58345	-	DIN58345
Refrigerant	R600a	g	-	42	-	42
Energy consumption (GD LED light OFF/ON)		kWh/d	0,12	0,9	0,12	0,95/1,3
Connection Power		W	12	50	12	50
Fuse	Slow	A	10	10	10	10
Voltage		V	230/50 Hz	230/50 Hz	230/50 Hz	230/50 Hz
Defrost (automatic)			-	Electric	-	Electric
<b>SHELVES AND DRAWERS:</b>						
Glass shelf, width 475 mm, depth 260 mm (amount standard/maximum)		pcs	4/5*	2/3	4/5*	2/3
Glass shelf, width 475 mm, depth 175 mm **** (amount standard/maximum)		pcs	N/A	2/3	N/A	N/A
OR						
Stainless steel shelves, width 475 mm, depth 325 mm (amount standard/maximum)		pcs	N/A	2/3	N/A	2/3
OR						
Drawers width 460 mm, depth 253 mm *** (amount standard/maximum)		pcs	4/5 ***	2/3	4/5 ***	2/3
AND						
Door shelf as standard, width 425 mm, depth 90 mm *** (amount standard/maximum)		pcs	4	2	4	N/A
<b>Glass shelves or steel shelves + door shelves</b>						
<b>Drawers + door shelves</b>						










\* Note! You can select 3 shelves or drawers if the N-Locker for narcotics is not required.

\*\* Depth measurement 500 includes space for condensation

\*\*\* Door shelf/drawer combination is not available in the refrigerator

\*\*\*\* Glass shelf 175 mm deep used in medicine refrigerator together with door shelf

# MED SAVE ambient storage cupboards and refrigerated cupboard combinations - factory mounted accessories

	KK9015	GLASS SHELF FULL SIZE 1/1 (DEPTH 260 MM)
GLASS SHELF FULL SIZE 1/1	KK9010	FLAT BOTTOMED PLASTIC DRAWER + DIVIDERS (INCLUDE 2 PCS KK2371 AND 3 PCS KK2372)
	KK2371	LONGITUDINAL DIVIDER (A) FOR DRAWER
FLAT BOTTOMED PLASTIC DRAWER + DIVIDERS	KK2372	CROSS DIVIDER (B) FOR DRAWER
	KK2373	DIVIDER FOR DOOR SHELF (C)
DIVIDER FOR DOOR SHELF (C)	KK9017	PILL DISPENSING TRAY (INCLUDES 3 PCS KK2371 AND 8 PCS KK2372, AS A STANDARD IN M1 CUPBOARD)
	KK9052	LED LIGHT (AS A STANDARD M1 CUPBOARD)
PILL DISPENSING TRAY	KK9055	NARCOTIC LOCKER (AS A STANDARD M1 CUPBOARD) WIDTH 440 MM x HEIGHT 240 MM x DEPTH 80 MM
	KK9055	NARCOTIC LOCKER, ABLOY LOCK + 2 SENTRY KEYS (AS A STANDARD M1 CUPBOARD) (WIDTH 440 MM x DEPTH 80 MM x HEIGHT 240 MM)
iLOQ	KK10055	NARCOTIC LOCKER, iLOQ S5 LOCK (WIDTH 440 MM x DEPTH 80 MM x HEIGHT 240 MM)
	KK10056	NARCOTIC LOCKER, iLOQ S10 LOCK (WIDTH 440 MM x DEPTH 80 MM x HEIGHT 240 MM)
STAND H=160 MM	KK9117	NARCOTIC DRAWER, ABLOY LOCK + 2 SENTRY KEYS (WIDTH 435 MM x DEPTH 260 MM x HEIGHT 80 MM)
	KK10060	NARCOTIC DRAWER, iLOQ S5 LOCK (WIDTH 435 MM x DEPTH 260 MM x HEIGHT 80 MM)
LED LIGHT	KK10061	NARCOTIC DRAWER, iLOQ S10 LOCK (WIDTH 435 MM x DEPTH 260 MM x HEIGHT 80 MM)
	L-OKP046	TERMINAL BLOCK ON BACK WALL FOR DOOR OPEN/CLOSED STATUS MONITORING (ONLY REFRIGERATORS)
LED LIGHT -NARCOTIC LOCKER		
		
NARCOTIC DRAWER		


NOTE! ACCESSORY LOCKS AT THE END OF THE BROCHURE

# MED and MEDLAB accessory locks

NOTE! STANDARD EQUIPMENT INCLUDES ABLOY LOCK + 2 KEYS

KK10014	iLOQ S10 ELECTRONIC LOCK + ONE KEY (MODELS 80, 120, 200, 320)
KK10063	iLOQ S10 ELECTRONIC LOCK + ONE KEY (MODEL 160/160), SEPARATE LOCKS FOR UPPER AND LOWER CUPBOARD
L-iLOQ160/160	iLOQ S10 ELECTRONIC LOCK + ONE KEY (MODEL 160/160), SHARED LOCK FOR UPPER AND LOWER CUPBOARD
KK9100	iLOQ S10 ADDITIONAL KEY (NOT PROGRAMMED)
KK10015	iLOQ S5 ELECTRONIC LOCK + ONE KEY (MODELS 80, 120, 200, 320)
KK10062	iLOQ S5 ELECTRONIC LOCK + ONE KEY (MODEL 160/160), SEPARATE LOCKS FOR UPPER AND LOWER CUPBOARD
KK9105	iLOQ S5 ELECTRONIC LOCK + ONE KEY (MODEL 160/160), SHARED LOCK FOR UPPER AND LOWER CUPBOARD
KK9106	iLOQ S5 ADDITIONAL KEY (NOT PROGRAMMED)
L-ABLOY160/160	ABLOY LOCK (MODEL 160/160), SHARED LOCK FOR UPPER AND LOWER CUPBOARD
KK9023	ABLOY LOCK SERIALISATION
KK10087	CUSTOMER-SUPPLIED LOCK INSTALLATION
KK10016	ASSA LOCK
KK10047	ABLOY CLIQ INSTALLATION READINESS
KK10075	BOTTOM LOCK MED 200 ABLOY
KK10076	BOTTOM LOCK MED 200 ASSA
KK10077	BOTTOM LOCK MED 200 iLOQ S5
KK10078	BOTTOM LOCK MED 200 iLOQ S10
KK10079	SALTO NEO FACTORY INSTALLATION
KK10080	iLOQ INSTALLATION READINESS 160/160 SEPARATE LOCKS FOR UPPER AND LOWER CUPBOARD
KK10081	iLOQ INSTALLATION READINESS 160/160 SHARED LOCK FOR UPPER AND LOWER CUPBOARD
KK10082	iLOQ INSTALLATION READINESS NEUTRAL CABINETS (M1)
KK10083	iLOQ INSTALLATION READINESS REFRIGERATION CABINETS
KK10084	iLOQ INSTALLATION READINESS NARCOTIC LOCKER
KK10085	iLOQ INSTALLATION READINESS NEUTRAL CABINETS NK3, VL6
KK10086	iLOQ INSTALLATION READINESS NEUTRAL CABINETS NK2, VL4
KK10011	DOOR M1, VL8 iLOQ S5
KK10005	DOOR M1, VL8 iLOQ S10
KK10012	DOOR NK3, VL6 iLOQ S5
KK10007	DOOR NK3, VL6 iLOQ S10
KK10013	DOOR NK2, VL4 iLOQ S5
KK10009	DOOR NK2, VL4 iLOQ S10

iLOQ further information: [www.ilq.com](http://www.ilq.com)



iLOQ LOCK




ASSA LOCK



ABLOY LOCK



# DIN 58345 accessory package



## Additional NTC probe and RJ45 cable (client's probe, accessory)



Customer sensor

- Remove the protective cap (E)
- Twist to open the bushing of the push through plug (F)
- Push sensor (G) through the push through hole into the box
- Plug in the cables into the switch strip (C)
- Twist to close the push through plug (F)

Note!  
Customer sensor must be calibrated according to the box temperatures. Sensor calibration depends on its location.



# RJ45 kytkentäkaapeli

RJ45 connection cable


Alarm switch factory setting:

4/blue

5/blue-white

Also a separate sensor for continuous temperature control can be connected to RJ45 cable, which can then be monitored through the property control centre (VAK).

We recommend a customer sensor installation at the factory.

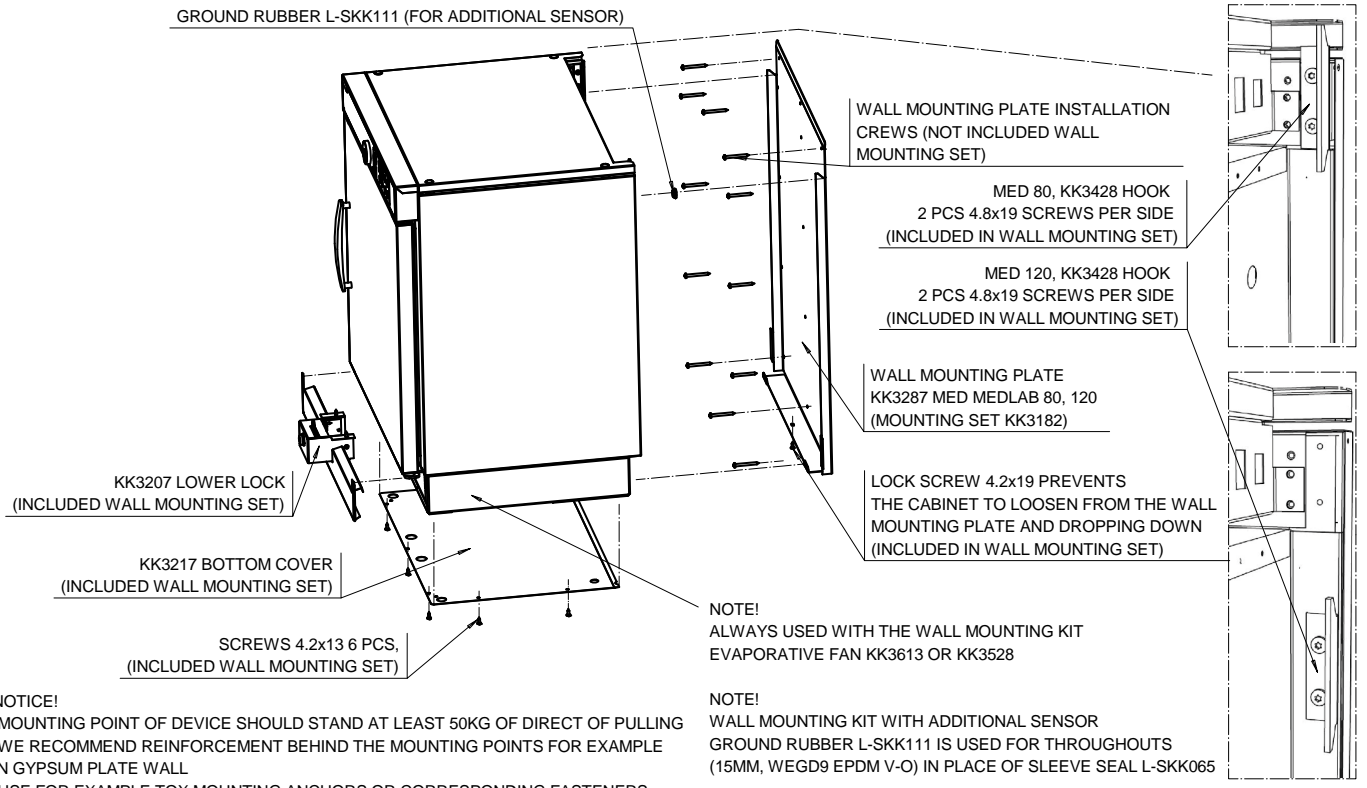


Connect RJ45 cable (D) to connector A (connector A, see picture on previous page).

Cable colour codes:

		Pin		Pin	RJ45	
	orange/white	1	—	1	orange/white	
	orange	2	—	2	orange	
	green/white	3	—	3	green/white	
	blue	4	—	4	blue	
	blue/white	5	—	5	blue/white	
	green	6	—	6	green	
	brown/white	7	—	7	brown/white	
	brown	8	—	8	brown	

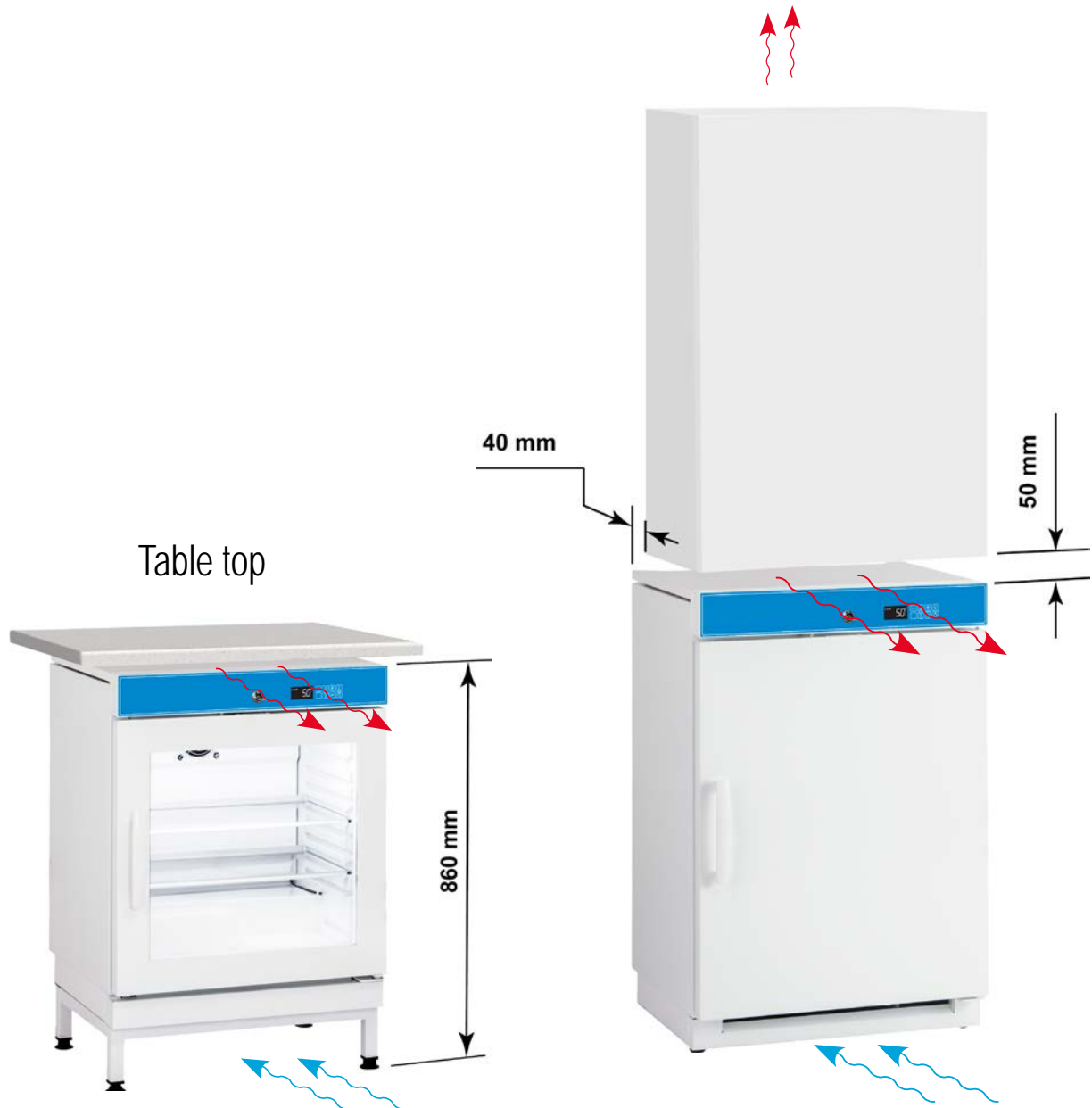
# Wall mounting (80 and 120)



**NOTICE!**  
 -MOUNTING POINT OF DEVICE SHOULD STAND AT LEAST 50KG OF DIRECT OF PULLING  
 -WE RECOMMEND REINFORCEMENT BEHIND THE MOUNTING POINTS FOR EXAMPLE IN GYPSUM PLATE WALL  
 -USE FOR EXAMPLE TOX MOUNTING ANCHORS OR CORRESPONDING FASTENERS  
 -ENSURE THAT THERE ARE NO HVAC INSTALLATIONS OR CORRESPONDING BEHIND THE MOUNTING POINTS, WHICH CAN DAMAGE IN INSTALLATIONS

**NOTE!**  
 ALWAYS USED WITH THE WALL MOUNTING KIT EVAPORATIVE FAN KK3613 OR KK3528  
**NOTE!**  
 WALL MOUNTING KIT WITH ADDITIONAL SENSOR GROUND RUBBER L-SKK111 IS USED FOR THROUGHOUTS (15MM, WEGD9 EPDM V-O) IN PLACE OF SLEEVE SEAL L-SKK065

# Installation under table top and furniture mounting



Installation under table top

Furniture or wall mounting

# Sales and delivery conditions

## 1. Prices (please see the separate price list)

Prices are exclusive of VAT. We reserve the right to change prices if the state authorities by changing foreign exchange rates or other charges impact the price determining principles or in case of increase in costs for reasons beyond our control.

## 2. Deliveries

Terms of delivery is, if not separately agreed, FCA Ylöjärvi Finland. Standard packaging is included in the prices. If desired, we offer IPPC packaging and freight costs which will be separately priced. Prices do not include waste management arrangements and the cost of recovery of waste. Under the law, the holder of the waste is responsible for the WEEE waste in professional use.

## 3. Product features

For the purpose of continuous product development, Suomen Kotikylmiö reserves the right to change the products.

## 4. Changes and cancellations concerning orders

The buyer shall promptly notify in writing the seller of any changes and cancellations. Changes or cancellations must be made fourteen days (14) days before the scheduled delivery time. The seller shall be entitled to invoice the buyer; the value of the current level of preparedness of a product cancelled or changed later than fourteen (14) days. The new delivery time of the changed order will be counted from the date of the change, unless otherwise agreed.

## 5. Return policy

The seller will not accept returns without prior agreement. The comments regarding the merchandise must be made within five (5) days of receipt. Returns must always be agreed upon in advance with the representative. For the return of standard products, which is not due to the seller's fault, up to 80% will be refunded. Return policy applies only to the products included in the standard sales program with no additional accessories that are unused, undamaged and in their original packaging.

## 6. Insurance

The customer is responsible for the transportation of goods and transport insurance.

## 7. Warranty

The warranty period for the raw material and components is one (1) years if not agreed otherwise. The warranty applies to the equipment sold to the first buyer, i.e. goods have left the factory. The warranty does not cover wear and conditions caused by normal use or the batteries of the appliance. Porkka Finland Oy is not liable for indirect or consequential damages, such as production interruption, product losses, loss of income or other third-party claims.

Warranty is conditional upon the fact that:

- The product is installed in accordance with the provided installation instructions
- The product is used only for its intended purpose
- The product has been used and maintained according to the instructions
- Maintenance work shall be done by a professional refrigeration contractor

Warranty claims must contain:

- Product brand, model and serial number
- Nature of the problem and the circumstances how it has occurred

# Notes

# PORKKA

Porkka Finland Oy is an internationally recognized supplier of professional refrigeration equipment and cold and clean room solutions. Key target areas include hotels and restaurants, food industry, retail, healthcare and research and professional kitchens in the marine industry. Porkka Finland is part of the Finnish Festivo-Porkka Group.

Success of Porkka is based on decades of experience, customer-oriented design and continuous product development. Porkka products are known for their high quality, long life cycle, energy efficiency and sustainable environmental thinking. The materials used in Porkka products are as environmentally friendly and recyclable as possible. Depending on the product group, the recycling rate of products can be even 80 %.



Porkka products are designed and manufactured in accordance with international quality and environmental standards and other regulations. The management system of Porkka is certified according to standards ISO 9001:2015 and ISO 14001:2015.

We reserve the right to make changes without prior notice.

**PORKKA FINLAND OY**  
Ravitie 3, FI-15860 HOLLOLA  
sales@porkka.com, www.porkka.com  
Tel. +358 (0)10 201 9200

**CATERCALL LTD**  
Aztec House  
Unit 8 Perrywood Business Park  
Redhill, Surrey RH1 5DZ  
porkkaenquiries@catercall.co.uk  
Tel. +44 1923 233675

**COLIA SCANDINAVIA AB**  
Industrigatan 21, SE-61933 Trosa  
info@colia.se, www.colia.se  
Tel. +46 (0)156 348 40

**COLIA AS NORWAY**  
Ringeriksveien 16, NO 3414 Lierstranda  
post@colia.no, www.colia.no  
Tel. +47 66 98 77 77